

LOGGING INTO ZOOM FROM GLUE UP

- 1) Once you have registered for an event you'll receive confirmation via email from Glue Up. You can click on the link (as per below) to add a note into your calendar.

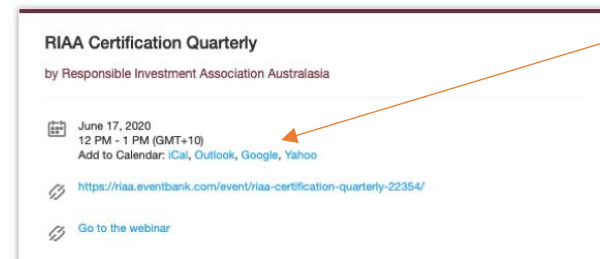


Registration Confirmed

You are successfully registered for RIAA Certification Quarterly.

[Go To The Webinar](#)

This link will take you directly to Zoom



RIAA Certification Quarterly
by Responsible Investment Association Australasia

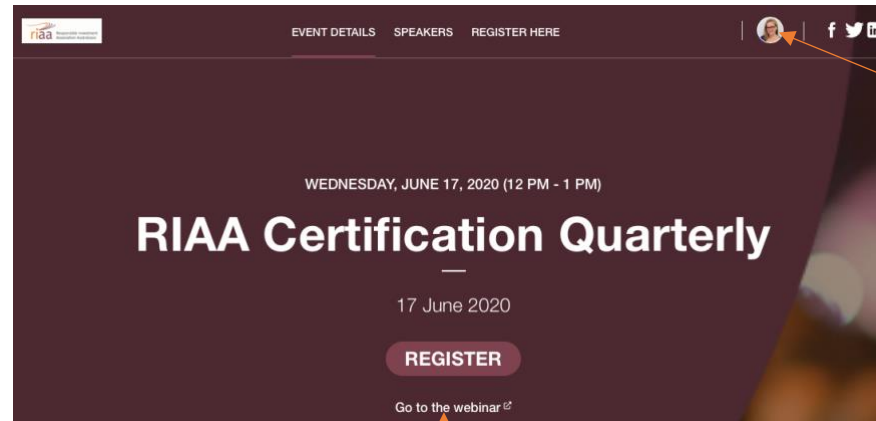
June 17, 2020
12 PM - 1 PM (GMT+10)
Add to Calendar: [iCal](#), [Outlook](#), [Google](#), [Yahoo](#)

<https://riaa.eventbank.com/event/riaa-certification-quarterly-22354/>

[Go to the webinar](#)

Links to add a calendar note

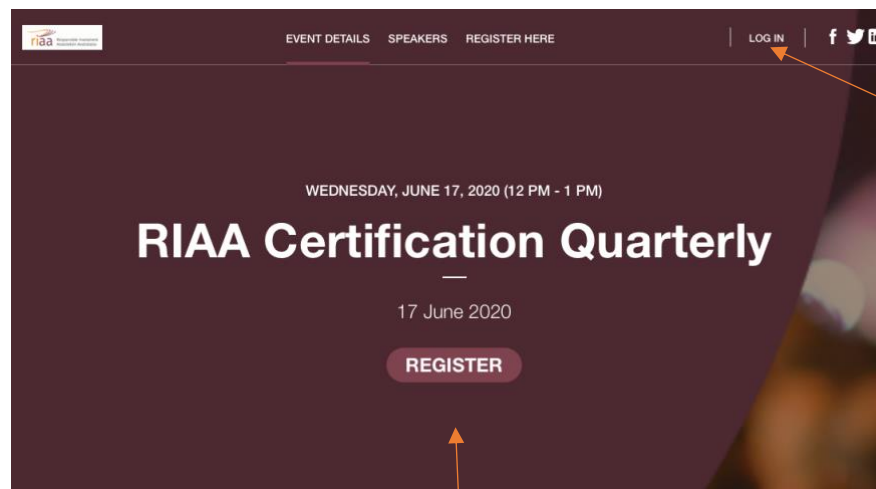
- 2) On the day of the event, 1-hour prior you will receive an email with an “event reminder”. If you are logged into Glue Up you will receive a link to go straight to the webinar as per images below. See step 3 if you have NOT logged in to Glue Up.



Confirming I am logged into Glue Up

This link will take you directly to Zoom

- 3) You must be logged into Glue Up for the “Go To Webinar” link to appear. See image below as to where to log on.



Not logged in, click and enter log in details to then display the “Go To Webinar” link.

Not logged in, so no “Go To Webinar” link is displayed